



























	Address Building Park/Name	SF Avail	Rent/SF/Yr Stories	RBA Land	Ceiling Height Drive Ins	Docks Levelators	Crane Sprinkler
	<b>1 AAA Dr</b> AAA Corporate Park Hamilton, NJ 08691	15,714 SF	\$12.00/nnn 2	40,000 SF 6.92 AC	- -	- -	- -
			<b>Parking:</b> 200 Surface Spaces are available; Ratio of 5.02/1,000 SF		<b>Power:</b> -		<b>Rail Line:</b> -
			<b>Expenses:</b> 1998 Est Tax @ \$2.24/sf; 2006 Ops @ \$47.61/sf				
			<b>Utilities:</b> -				
	<b>3 AAA Dr</b> Horizon Center North Hamilton, NJ 08691	8,000 SF	- 2	35,270 SF 6.81 AC	- -	- -	- -
			<b>Parking:</b> 190 Surface Spaces are available; Ratio of 5.38/1,000 SF		<b>Power:</b> -		<b>Rail Line:</b> -
			<b>Expenses:</b> 2008 Tax @ \$4.19/sf				
			<b>Utilities:</b> -				
	<b>500 Alexander Park</b> Alexander Park Princeton, NJ 08540	48,000 SF	\$29.50/+elec 3	48,000 SF -	- -	- -	- -
			<b>Parking:</b> 200 free Surface Spaces are available; Ratio of 3.00/1,000 SF		<b>Power:</b> -		<b>Rail Line:</b> -
			<b>Expenses:</b> 2006 Combined Est Tax/Ops @ \$10.97/sf				
			<b>Utilities:</b> -				
	<b>600 Alexander Park</b> Alexander Park Alexander Park I Princeton, NJ 08540	24,375 SF	\$33.00/te 3	141,176 SF 6.82 AC	- -	- -	- -
			<b>Parking:</b> 466 free Surface Spaces are available; Ratio of 3.30/1,000 SF		<b>Power:</b> -		<b>Rail Line:</b> -
			<b>Expenses:</b> 2009 Tax @ \$4.82/sf				
			<b>Utilities:</b> -				





	Address Building Park/Name	SF Avail	Rent/SF/Yr Stories	RBA Land	Ceiling Height Drive Ins	Docks Levelators	Crane Sprinkler
	<b>600 Alexander Rd</b> Alexander Centre Alexander Centre I Princeton, NJ 08540	17,303 SF	- 3	49,500 SF 6.56 AC	- -	- -	- -
					<b>Parking:</b> 200 free Surface Spaces are available; Ratio of 4.50/1,000 SF		<b>Power:</b> - <b>Rail Line:</b> -
					<b>Expenses:</b> 2008 Tax @ \$6.99/sf		
					<b>Utilities:</b> -		
	<b>731 Alexander Rd</b> Princeton Plaza Bldg 1 Princeton, NJ 08540	6,002 SF	\$27.50/te 3	60,000 SF 4.32 AC	- -	- -	- -
					<b>Parking:</b> 200 free Surface Spaces are available; Ratio of 5.00/1,000 SF		<b>Power:</b> - <b>Rail Line:</b> -
					<b>Expenses:</b> 2008 Tax @ \$7.27/sf		
					<b>Utilities:</b> -		
	<b>742 Alexander Rd</b> Princeton Insurance Co Princeton, NJ 08540	21,402 SF	\$27.50/te 3	50,000 SF -	- -	- -	- -
					<b>Parking:</b> Ratio of 3.00/1,000 SF		<b>Power:</b> - <b>Rail Line:</b> -
					<b>Expenses:</b> -		
					<b>Utilities:</b> -		
	<b>782 Alexander Rd</b> Princeton, NJ 08540	6,000 SF	-/te 2	15,000 SF 10.72 AC	- -	- -	- -
					<b>Parking:</b> 60 Surface Spaces are available; Ratio of 4.00/1,000 SF		<b>Power:</b> - <b>Rail Line:</b> -
					<b>Expenses:</b> 2009 Tax @ \$3.76/sf		
					<b>Utilities:</b> -		






	Address Building Park/Name	SF Avail	Rent/SF/Yr Stories	RBA Land	Ceiling Height Drive Ins	Docks Levelators	Crane Sprinkler
	<b>821 Alexander Rd</b> Metro Office Center III Princeton, NJ 08540	22,844 SF	\$28.50/te 2	44,000 SF 4.25 AC	- -	- -	- -
			<b>Parking:</b> 145 free Surface Spaces are available; Ratio of 3.30/1,000 SF		<b>Power:</b> -		<b>Rail Line:</b> -
			<b>Expenses:</b> 2008 Combined Tax/Ops @ \$16.32/sf				
			<b>Utilities:</b> -				
	<b>200 American Metro Blvd</b> American Metro Center Hamilton, NJ 08619	24,864 SF	\$22.50 2	188,848 SF 112 AC	- -	- -	- -
			<b>Parking:</b> -		<b>Power:</b> -		<b>Rail Line:</b> -
			<b>Expenses:</b> 2008 Tax @ \$0.86/sf				
			<b>Utilities:</b> -				
	<b>810 Bear Tavern Rd</b> Mountain View Office Park Mountain View Office Ewing, NJ 08628	10,850 SF	-/nnn 3	55,000 SF 3.60 AC	- -	- -	- -
			<b>Parking:</b> Ratio of 4.00/1,000 SF		<b>Power:</b> -		<b>Rail Line:</b> -
			<b>Expenses:</b> 2008 Tax @ \$3.24/sf				
			<b>Utilities:</b> -				
	<b>850 Bear Tavern Rd</b> Mountain View Office Park Mountain View Office Ewing, NJ 08628	13,757 SF	-/nnn 3	55,000 SF 3.68 AC	- -	- -	- -
			<b>Parking:</b> Ratio of 4.00/1,000 SF		<b>Power:</b> -		<b>Rail Line:</b> -
			<b>Expenses:</b> 2008 Tax @ \$3.10/sf				
			<b>Utilities:</b> -				
	<b>3150 Brunswick Pike</b> Crossroads Corporate Ctr Lawrenceville, NJ 08648	14,050 SF	\$26.00/fs 3	102,000 SF 50 AC	- -	- -	- -
			<b>Parking:</b> 401 free Surface Spaces are available; Ratio of 4.00/1,000 SF		<b>Power:</b> -		<b>Rail Line:</b> -
			<b>Expenses:</b> 2008 Combined Tax/Ops @ \$11.01/sf				
			<b>Utilities:</b> -				






	Address Building Park/Name	SF Avail	Rent/SF/Yr Stories	RBA Land	Ceiling Height Drive Ins	Docks Levelators	Crane Sprinkler
	<b>100 Campus Dr</b> University Square University Sq Ph 1 Bldg A Princeton, NJ 08540	9,952 SF	\$22.00/+u&ch 1	27,888 SF 10.97 AC	- -	- -	- -
			<b>Parking:</b> 100 free Surface Spaces are available; Ratio of 4.00/1,000 SF		<b>Power:</b> -		<b>Rail Line:</b> -
			<b>Expenses:</b> 2008 Tax @ \$16.41/sf				
			<b>Utilities:</b> Heating - Gas				
	<b>104 Campus Dr</b> University Square Building C Princeton, NJ 08540	21,500 SF	\$22.00/+util 1	70,239 SF 10.97 AC	- -	- -	- -
			<b>Parking:</b> 100 free Surface Spaces are available; Ratio of 4.00/1,000 SF		<b>Power:</b> -		<b>Rail Line:</b> -
			<b>Expenses:</b> 2009 Tax @ \$6.51/sf				
			<b>Utilities:</b> -				
	<b>100 Canal Pointe Blvd</b> Office Center @ Market Fair Princeton, NJ 08540	11,796 SF	\$18.50/+e&c 2	65,592 SF 6.91 AC	- -	- -	- -
			<b>Parking:</b> 250 Surface Spaces are available; Ratio of 4.00/1,000 SF		<b>Power:</b> -		<b>Rail Line:</b> -
			<b>Expenses:</b> 1999 Combined Tax/Ops @ \$8.00/sf				
			<b>Utilities:</b> -				
	<b>101 Carnegie Ctr</b> Carnegie Center Princeton, NJ 08540	15,183 SF	\$34.00/+elec 3	123,659 SF 560 AC	- -	- -	- -
			<b>Parking:</b> 410 free Surface Spaces are available; Ratio of 3.00/1,000 SF		<b>Power:</b> -		<b>Rail Line:</b> -
			<b>Expenses:</b> 2010 Tax @ \$4.50/sf; 2010 Ops @ \$7.75/sf				
			<b>Utilities:</b> -				
	<b>103 Carnegie Ctr</b> Carnegie Center Princeton, NJ 08540	31,308 SF	- 3	96,000 SF 560 AC	- -	- -	- -
			<b>Parking:</b> 295 Surface Spaces are available; Ratio of 3.50/1,000 SF		<b>Power:</b> -		<b>Rail Line:</b> -
			<b>Expenses:</b> 2008 Tax @ \$3.72/sf				
			<b>Utilities:</b> -				





	Address Building Park/Name	SF Avail	Rent/SF/Yr Stories	RBA Land	Ceiling Height Drive Ins	Docks Levelators	Crane Sprinkler
	<b>104 Carnegie Ctr</b> Carnegie Center Princeton, NJ 08540	18,368 SF	\$34.00/+elec 3	102,827 SF 560 AC	- -	- -	- -
					<b>Parking:</b> 300 free Surface Spaces are available; Ratio of 4.00/1,000 SF	<b>Power:</b> -	<b>Rail Line:</b> -
					<b>Expenses:</b> 2010 Tax @ \$4.50/sf; 2010 Ops @ \$7.75/sf		
					<b>Utilities:</b> -		
	<b>105 Carnegie Ctr</b> Carnegie Center Princeton, NJ 08540	32,648 SF	\$34.00/+elec 3	70,029 SF 560 AC	- -	- -	- -
					<b>Parking:</b> 243 Surface Spaces are available; Ratio of 4.00/1,000 SF	<b>Power:</b> -	<b>Rail Line:</b> -
					<b>Expenses:</b> 2010 Tax @ \$4.50/sf; 2010 Ops @ \$7.75/sf		
					<b>Utilities:</b> -		
	<b>202 Carnegie Ctr</b> Carnegie Center Princeton, NJ 08540	15,713 SF	\$28.00-\$34.00/+elec 3	130,582 SF 560 AC	- -	- -	- -
					<b>Parking:</b> 300 free Surface Spaces are available; 200 free Covered Spaces are available; Ratio of 4.00/1,000 SF	<b>Power:</b> -	<b>Rail Line:</b> -
					<b>Expenses:</b> 2010 Tax @ \$4.50/sf; 2010 Ops @ \$7.75/sf		
					<b>Utilities:</b> -		
	<b>210 Carnegie Ctr</b> Carnegie Center Princeton, NJ 08540	11,719 SF	\$34.00/+elec 5	161,776 SF 6.17 AC	- -	- -	- -
					<b>Parking:</b> Free Covered Spaces; Ratio of 4.00/1,000 SF	<b>Power:</b> -	<b>Rail Line:</b> -
					<b>Expenses:</b> 2010 Tax @ \$4.50/sf; 2010 Ops @ \$7.75/sf		
					<b>Utilities:</b> -		






	Address Building Park/Name	SF Avail	Rent/SF/Yr Stories	RBA Land	Ceiling Height Drive Ins	Docks Levelators	Crane Sprinkler
	<b>212 Carnegie Ctr</b> Carnegie Center Princeton, NJ 08540	66,610 SF	\$34.00/te 4	149,398 SF 560 AC	- -	- -	- -
			<b>Parking:</b> 493 free Surface Spaces are available; Ratio of 4.00/1,000 SF		<b>Power:</b> -		<b>Rail Line:</b> -
			<b>Expenses:</b> 2010 Tax @ \$4.50/sf; 2010 Ops @ \$7.75/sf				
			<b>Utilities:</b> -				
	<b>301 Carnegie Ctr</b> Carnegie Center Princeton, NJ 08540	4,893 SF	\$35.00/te 4	127,500 SF 10 AC	- -	- -	- -
			<b>Parking:</b> Free Surface Spaces; Ratio of 3.30/1,000 SF		<b>Power:</b> -		<b>Rail Line:</b> -
			<b>Expenses:</b> 2008 Tax @ \$2.61/sf				
			<b>Utilities:</b> -				
	<b>502 Carnegie Ctr</b> Carnegie Center Princeton, NJ 08540	19,457 SF	\$34.00/+elec 3	116,855 SF 560 AC	- -	- -	- -
			<b>Parking:</b> 300 free Surface Spaces are available; Ratio of 3.09/1,000 SF		<b>Power:</b> -		<b>Rail Line:</b> -
			<b>Expenses:</b> 2010 Tax @ \$4.50/sf; 2010 Ops @ \$7.75/sf				
			<b>Utilities:</b> -				
	<b>508 Carnegie Ctr</b> Carnegie Center Princeton, NJ 08540	83,018 SF	\$34.00/te 4	131,085 SF 560 AC	- -	- -	- -
			<b>Parking:</b> 406 free Surface Spaces are available; Ratio of 4.00/1,000 SF		<b>Power:</b> -		<b>Rail Line:</b> -
			<b>Expenses:</b> 2008 Tax @ \$4.06/sf, 2010 Est Tax @ \$4.50/sf; 2010 Est Ops @ \$7.75/sf				
			<b>Utilities:</b> -				




	Address Building Park/Name	SF Avail	Rent/SF/Yr Stories	RBA Land	Ceiling Height Drive Ins	Docks Levelators	Crane Sprinkler
	<b>330 Carter Rd</b> Technology Center @ Princ Technology Center of Princeton Hopewell, NJ 08525	215,589 SF	\$21.50/te 3	215,589 SF 190 AC	- -	- -	- -
			<b>Parking:</b> Free Surface Spaces; Ratio of 3.30/1,000 SF		<b>Power:</b> -		
			<b>Expenses:</b> 2000 Tax @ \$1.28/sf		<b>Rail Line:</b> -		
			<b>Utilities:</b> Gas - Natural, Heating - Gas, Sewer - City, Water - City				
	<b>9 Cedar Brook Dr</b> Cranbury, NJ 08512	82,000 SF	\$18.00/nnn 2	121,224 SF 11.89 AC	- -	- -	- -
			<b>Parking:</b> Ratio of 3.00/1,000 SF		<b>Power:</b> -		
			<b>Expenses:</b> 2010 Tax @ \$2.40/sf, 2011 Est Tax @ \$2.40/sf, 2011 Est Ops @ \$2.60/sf		<b>Rail Line:</b> -		
			<b>Utilities:</b> -				
	<b>191 Clarksville Rd</b> Princeton Junction, NJ 08550	13,000 SF	\$23.50/+u&ch 2	13,000 SF 5.10 AC	- -	- -	- -
			<b>Parking:</b> 52 Surface Spaces are available; Ratio of 4.00/1,000 SF		<b>Power:</b> -		
			<b>Expenses:</b> 2008 Tax @ \$3.60/sf		<b>Rail Line:</b> -		
			<b>Utilities:</b> -				
	<b>231 Clarksville Rd</b> Princeton Junction, NJ 08550	4,700 SF	\$19.75/te 1	27,725 SF 5.88 AC	- -	- -	- -
			<b>Parking:</b> 110 Surface Spaces are available; Ratio of 4.00/1,000 SF		<b>Power:</b> -		
			<b>Expenses:</b> -		<b>Rail Line:</b> -		
			<b>Utilities:</b> -				





	Address Building Park/Name	SF Avail	Rent/SF/Yr Stories	RBA Land	Ceiling Height Drive Ins	Docks Levelators	Crane Sprinkler
	<b>44 S Clinton Ave</b> Station Plaza 3 Trenton, NJ 08609	11,787 SF	\$27.00/fs 10	158,717 SF 0.80 AC	- -	- -	- -
		<b>Parking:</b> - <b>Expenses:</b> 2008 Tax @ \$3.97/sf <b>Utilities:</b> -			<b>Power:</b> - <b>Rail Line:</b> -		
	<b>101 College Rd E</b> Princeton Forrestal Ctr College Park @ Princeton Forrestal Ctr Princeton, NJ 08540	31,355 SF	\$25.50/te 3	54,000 SF 5 AC	- -	- -	- -
		<b>Parking:</b> Ratio of 5.00/1,000 SF <b>Expenses:</b> 2008 Tax @ \$2.44/sf <b>Utilities:</b> -			<b>Power:</b> - <b>Rail Line:</b> -		
	<b>103 College Rd E</b> Princeton Forrestal Ctr College Park @ Princeton Forrestal Ctr Princeton, NJ 08540	18,832 SF	\$25.50/te 3	54,000 SF 4.93 AC	- -	- -	- -
		<b>Parking:</b> Ratio of 4.00/1,000 SF <b>Expenses:</b> - <b>Utilities:</b> -			<b>Power:</b> - <b>Rail Line:</b> -		
	<b>105 College Rd E</b> Princeton Forrestal Ctr College Park @ Princeton Forrestal Center Princeton, NJ 08540	8,400 SF	\$25.50/te 3	76,037 SF 7.50 AC	- -	- -	- -
		<b>Parking:</b> Ratio of 4.00/1,000 SF <b>Expenses:</b> 2008 Tax @ \$2.76/sf <b>Utilities:</b> -			<b>Power:</b> - <b>Rail Line:</b> -		
	<b>301 College Rd E</b> Princeton Forrestal Ctr College Park @ Princeton Forrestal Ctr Princeton, NJ 08540	24,000 SF	- 1	55,819 SF 5.98 AC	- -	- -	- -
		<b>Parking:</b> Ratio of 4.00/1,000 SF <b>Expenses:</b> 2009 Tax @ \$6.16/sf <b>Utilities:</b> -			<b>Power:</b> - <b>Rail Line:</b> -		





	Address Building Park/Name	SF Avail	Rent/SF/Yr Stories	RBA Land	Ceiling Height Drive Ins	Docks Levelators	Crane Sprinkler
	<b>305 College Rd E</b> Princeton Forrestal Ctr College Park @ Princeton Forrestal Ctr Princeton, NJ 08540	29,369 SF	\$25.50/te 1	52,544 SF 10.74 AC	- -	- -	- -
	<b>Parking:</b> Ratio of 5.00/1,000 SF <b>Expenses:</b> 2009 Tax @ \$5.97/sf <b>Utilities:</b> -				<b>Power:</b> - <b>Rail Line:</b> -		
	<b>307 College Rd E</b> Princeton Forrestal Ctr College Park @ Princeton Forrestal Ctr Princeton, NJ 08540	34,210 SF	\$25.50/te 1	57,184 SF -	- -	- -	- -
	<b>Parking:</b> Ratio of 4.00/1,000 SF <b>Expenses:</b> - <b>Utilities:</b> -				<b>Power:</b> - <b>Rail Line:</b> -		
	<b>500 College Rd E</b> Princeton Forrestal Ctr College Centre Princeton, NJ 08540	40,543 SF	- 4	158,235 SF 15 AC	- -	- -	- -
	<b>Parking:</b> 500 free Surface Spaces are available; Ratio of 4.00/1,000 SF <b>Expenses:</b> 2008 Tax @ \$2.91/sf <b>Utilities:</b> -				<b>Power:</b> - <b>Rail Line:</b> -		
	<b>600 College Rd E</b> Princeton Forrestal Ctr Arbor 600 Princeton, NJ 08540	27,642 SF	\$29.50/te 4	240,000 SF 21.36 AC	- -	- -	- -
	<b>Parking:</b> 300 free Surface Spaces are available; Ratio of 4.00/1,000 SF <b>Expenses:</b> 2008 Tax @ \$3.05/sf <b>Utilities:</b> -				<b>Power:</b> - <b>Rail Line:</b> -		
	<b>650 College Rd E</b> Princeton Forrestal Ctr Princeton, NJ 08540	19,864 SF	\$24.00-\$29.50/te 4	168,000 SF 12 AC	- -	- -	- -
	<b>Parking:</b> 300 free Surface Spaces are available; Ratio of 4.00/1,000 SF <b>Expenses:</b> 2008 Tax @ \$3.26/sf <b>Utilities:</b> -				<b>Power:</b> - <b>Rail Line:</b> -		





	Address Building Park/Name	SF Avail	Rent/SF/Yr Stories	RBA Land	Ceiling Height Drive Ins	Docks Levelators	Crane Sprinkler
	<b>750 College Rd E</b> Princeton, NJ 08540	69,673 SF	\$29.50/te 3	99,000 SF 13.79 AC	- -	- -	- -
			<b>Parking:</b> 500 free Surface Spaces are available; Ratio of 4.00/1,000 SF		<b>Power:</b> -		<b>Rail Line:</b> -
			<b>Expenses:</b> -				
			<b>Utilities:</b> -				
	<b>5 Commerce Way</b> Gateway 195 Centre Hamilton, NJ 08691	22,000 SF	\$21.00/+util 2	90,300 SF 9 AC	- -	- -	- -
			<b>Parking:</b> 275 Surface Spaces are available		<b>Power:</b> -		<b>Rail Line:</b> -
			<b>Expenses:</b> 2008 Tax @ \$2.51/sf				
			<b>Utilities:</b> -				
	<b>1 Continental Dr</b> 1 Continental Dr Cranbury, NJ 08512	490,990 SF	\$16.50/te 5	490,993 SF 42 AC	- -	- -	- -
			<b>Parking:</b> 2000 free Surface Spaces are available; Ratio of 4.00/1,000 SF		<b>Power:</b> -		<b>Rail Line:</b> -
			<b>Expenses:</b> 2009 Tax @ \$1.43/sf				
			<b>Utilities:</b> -				
	<b>1100 Cornwall Rd</b> Princeton Park Corp Ctr Monmouth Junction, NJ 08852	65,000 SF	\$21.50/te 3	176,348 SF 23.13 AC	- -	- -	- -
			<b>Parking:</b> Ratio of 4.50/1,000 SF		<b>Power:</b> -		<b>Rail Line:</b> -
			<b>Expenses:</b> 2009 Tax @ \$1.71/sf				
			<b>Utilities:</b> -				





	Address Building Park/Name	SF Avail	Rent/SF/Yr Stories	RBA Land	Ceiling Height Drive Ins	Docks Levelators	Crane Sprinkler
	<b>2000 Cornwall Rd</b> Monmouth Junction, NJ 08852	86,000 SF	For Sale Only 1	86,000 SF 11.40 AC	- -	- -	- -
		<b>Parking:</b> 360 free Surface Spaces are available; Ratio of 4.19/1,000 SF			<b>Power:</b> -	<b>Rail Line:</b> -	
		<b>Expenses:</b> 2008 Tax @ \$3.69/sf					
		<b>Utilities:</b> -					
	<b>68 Culver Rd</b> Monmouth Junction, NJ 08852	57,280 SF	\$10.00/nnn 1	57,280 SF 8.57 AC	- -	- -	- -
		<b>Parking:</b> 314 free Surface Spaces are available; Ratio of 5.48/1,000 SF			<b>Power:</b> -	<b>Rail Line:</b> -	
		<b>Expenses:</b> 2008 Ops @ \$4.81/sf					
		<b>Utilities:</b> -					
	<b>31 E Darrah Ln</b> Lawrenceville, NJ 08648	9,500 SF	For Sale Only 1	9,500 SF 4.12 AC	- -	- -	- -
		<b>Parking:</b> Free Surface Spaces; Ratio of 2.00/1,000 SF			<b>Power:</b> -	<b>Rail Line:</b> -	
		<b>Expenses:</b> 2010 Tax @ \$4.75/sf					
		<b>Utilities:</b> -					
	<b>29 Emmons Dr</b> Princeton Commerce Center Princeton, NJ 08540	20,450 SF	\$21.00/+util 1	70,985 SF 8.57 AC	- -	- -	- -
		<b>Parking:</b> 355 free Surface Spaces are available; Ratio of 4.00/1,000 SF			<b>Power:</b> -	<b>Rail Line:</b> -	
		<b>Expenses:</b> 2008 Tax @ \$2.86/sf					
		<b>Utilities:</b> -					
	<b>100 Federal City Rd</b> Lawrence Campus West Building 3 Lawrenceville, NJ 08648	17,210 SF	\$24.00/nnn 1	17,210 SF -	- -	- -	- -
		<b>Parking:</b> Ratio of 5.00/1,000 SF			<b>Power:</b> -	<b>Rail Line:</b> -	
		<b>Expenses:</b> -					
		<b>Utilities:</b> -					






	Address Building Park/Name	SF Avail	Rent/SF/Yr Stories	RBA Land	Ceiling Height Drive Ins	Docks Levelators	Crane Sprinkler
	<b>100 Franklin Corner Rd</b> Lawrenceville, NJ 08648	27,600 SF	\$17.00/nnn 1	27,600 SF 5 AC	- -	- -	- -
			<b>Parking:</b> 138 Surface Spaces are available; Ratio of 5.00/1,000 SF		<b>Power:</b> -		<b>Rail Line:</b> -
			<b>Expenses:</b> 2008 Combined Tax/Ops @ \$8.35/sf				
			<b>Utilities:</b> -				
	<b>133 Franklin Corner Rd</b> Atrium @ Lawrence Lawrenceville, NJ 08648	6,500 SF	\$22.00/+u&ch 3	33,000 SF 2 AC	- -	- -	- -
			<b>Parking:</b> Free Surface Spaces; Ratio of 4.00/1,000 SF		<b>Power:</b> -		<b>Rail Line:</b> -
			<b>Expenses:</b> 2010 Tax @ \$4.31/sf				
			<b>Utilities:</b> -				
	<b>134 Franklin Corner Rd</b> Troilo Property Lawrenceville, NJ 08648	19,180 SF	\$20.00/nnn 2	25,500 SF 5 AC	- -	- -	- -
			<b>Parking:</b> 190 Surface Spaces are available; Ratio of 7.60/1,000 SF		<b>Power:</b> -		<b>Rail Line:</b> -
			<b>Expenses:</b> 2009 Tax @ \$3.35/sf; 2009 Ops @ \$5.15/sf				
			<b>Utilities:</b> -				
	<b>32 E Front St</b> Trenton, NJ 08608	4,277 SF	-/te 5	66,500 SF 0.41 AC	- -	- -	- -
			<b>Parking:</b> -		<b>Power:</b> -		<b>Rail Line:</b> -
			<b>Expenses:</b> 2008 Tax @ \$0.30/sf				
			<b>Utilities:</b> -				






	Address Building Park/Name	SF Avail	Rent/SF/Yr Stories	RBA Land	Ceiling Height Drive Ins	Docks Levelators	Crane Sprinkler
	<b>15 W Front St</b> Jasko Building Trenton, NJ 08608	4,286 SF	\$7.00/nnn 5	18,614 SF 0.09 AC	- -	- -	- -
		<b>Parking:</b> - <b>Expenses:</b> 2010 Tax @ \$1.71/sf; 2010 Ops @ \$3.25/sf <b>Utilities:</b> Heating - Oil (Steam)			<b>Power:</b> - <b>Rail Line:</b> -		
	<b>16 W Front St</b> BADR Corporate Center Trenton, NJ 08608	22,500 SF	\$11.00-\$12.00/fs 3	45,000 SF 0.34 AC	- -	- -	- -
		<b>Parking:</b> - <b>Expenses:</b> 1997 Tax @ \$0.39/sf, 2003 Est Tax @ \$0.43/sf <b>Utilities:</b> -			<b>Power:</b> - <b>Rail Line:</b> -		
	<b>2 S Gold Dr</b> Horizon Center North Hamilton Township, NJ 08691	12,065 SF	- 1	33,962 SF 9.50 AC	- -	- -	- -
		<b>Parking:</b> Free Surface Spaces; Ratio of 4.60/1,000 SF <b>Expenses:</b> 2008 Tax @ \$6.22/sf <b>Utilities:</b> -			<b>Power:</b> - <b>Rail Line:</b> -		
	<b>202 Grand St</b> Former Assumption of the Virgin Mary School Trenton, NJ 08601	24,480 SF	\$8.00/nnn 4	24,480 SF -	- -	- -	- -
		<b>Parking:</b> 34 Surface Spaces are available <b>Expenses:</b> - <b>Utilities:</b> -			<b>Power:</b> - <b>Rail Line:</b> -		





	Address Building Park/Name	SF Avail	Rent/SF/Yr Stories	RBA Land	Ceiling Height Drive Ins	Docks Levelators	Crane Sprinkler
	<b>401 Greenwood Ave</b> Station Walk Trenton, NJ 08609	4,596 SF	\$12.00-\$18.00/te 3	4,596 SF 1.38 AC	- -	- -	- -
			<b>Parking:</b> Free Surface Spaces; Ratio of 3.00/1,000 SF <b>Expenses:</b> 1999 Est Tax @ \$2.00/sf <b>Utilities:</b> -		<b>Power:</b> - <b>Rail Line:</b> -		
	<b>407 Greenwood Ave</b> Station Walk Bldg 1 Trenton, NJ 08609	6,693 SF	\$12.00-\$18.00/te 3	6,693 SF 1.38 AC	- -	- -	- -
			<b>Parking:</b> Ratio of 3.00/1,000 SF <b>Expenses:</b> 1999 Est Tax @ \$2.00/sf <b>Utilities:</b> -		<b>Power:</b> - <b>Rail Line:</b> -		
	<b>415 Greenwood Ave</b> Station Walk Trenton, NJ 08609	4,998 SF	\$12. 00-\$18.00/+u&ch 3	4,998 SF 1.38 AC	- -	- -	- -
			<b>Parking:</b> Ratio of 3.00/1,000 SF <b>Expenses:</b> 1999 Est Tax @ \$2.00/sf <b>Utilities:</b> -		<b>Power:</b> - <b>Rail Line:</b> -		
	<b>101 Grovers Mill Rd</b> Quakerbridge Executive Plaza Lawrenceville, NJ 08648	32,681 SF	\$22.50/te 3	74,000 SF 6.34 AC	- -	- -	- -
			<b>Parking:</b> Free Surface Spaces; Ratio of 4.50/1,000 SF <b>Expenses:</b> 2009 Tax @ \$2.58/sf <b>Utilities:</b> -		<b>Power:</b> - <b>Rail Line:</b> -		





	Address Building Park/Name	SF Avail	Rent/SF/Yr Stories	RBA Land	Ceiling Height Drive Ins	Docks Levelators	Crane Sprinkler
	<b>57 Hamilton Ave</b> Hopewell 57 Hopewell, NJ 08525	56,000 SF	\$19.50/+util 2	65,000 SF 3.26 AC	- -	- -	- -
			<b>Parking:</b> Ratio of 3.00/1,000 SF <b>Expenses:</b> 2008 Tax @ \$0.98/sf <b>Utilities:</b> -		<b>Power:</b> - <b>Rail Line:</b> -		
	<b>457 N Harrison St</b> Princeton Executive Center Princeton, NJ 08540	40,000 SF	\$29.50/+util 2	40,000 SF 5.01 AC	- -	- -	- -
			<b>Parking:</b> Ratio of 4.00/1,000 SF <b>Expenses:</b> 2008 Tax @ \$2.67/sf <b>Utilities:</b> -		<b>Power:</b> - <b>Rail Line:</b> -		
	<b>100 Horizon Dr</b> Horizon Center Bus Park Horizon Center 1 Hamilton, NJ 08609	13,275 SF	- 2	13,275 SF 8.14 AC	- -	- -	- -
			<b>Parking:</b> Ratio of 5.00/1,000 SF <b>Expenses:</b> 2008 Tax @ \$17.47/sf <b>Utilities:</b> -		<b>Power:</b> - <b>Rail Line:</b> -		
	<b>47 Hulfish St</b> Gallup Bldg Princeton, NJ 08542	9,771 SF	\$42.00/te 5	71,500 SF 4.53 AC	- -	- -	- -
			<b>Parking:</b> - <b>Expenses:</b> - <b>Utilities:</b> -		<b>Power:</b> - <b>Rail Line:</b> -		




	Address Building Park/Name	SF Avail	Rent/SF/Yr Stories	RBA Land	Ceiling Height Drive Ins	Docks Levelators	Crane Sprinkler
	<b>1 Independence Way</b> Princeton Corporate Ctr Independence Way One Princeton, NJ 08540	50,119 SF	- 4	112,984 SF 8.16 AC	- -	- -	- -
				<b>Parking:</b> Free Surface Spaces; Ratio of 4.00/1,000 SF <b>Expenses:</b> 2008 Tax @ \$2.03/sf <b>Utilities:</b> -			<b>Power:</b> - <b>Rail Line:</b> -
	<b>2 Independence Way</b> Princeton Corporate Ctr Independence Way Two Princeton, NJ 08540	45,063 SF	-/te 3	67,401 SF 5.15 AC	- -	- -	- -
				<b>Parking:</b> Free Surface Spaces; Ratio of 4.00/1,000 SF <b>Expenses:</b> 2008 Tax @ \$2.03/sf <b>Utilities:</b> -			<b>Power:</b> - <b>Rail Line:</b> -
	<b>3 Independence Way</b> Princeton Corporate Ctr Independence Way Three Princeton, NJ 08540	37,768 SF	- 4	111,300 SF 8.44 AC	- -	- -	- -
				<b>Parking:</b> Free Surface Spaces; Ratio of 3.70/1,000 SF <b>Expenses:</b> 2008 Tax @ \$2.04/sf <b>Utilities:</b> -			<b>Power:</b> - <b>Rail Line:</b> -
	<b>4 Independence Way</b> Princeton Corporate Ctr Princeton, NJ 08540	27,847 SF	\$23.00/te 4	122,500 SF 21 AC	- -	- -	- -
				<b>Parking:</b> Ratio of 4.00/1,000 SF <b>Expenses:</b> - <b>Utilities:</b> -			<b>Power:</b> - <b>Rail Line:</b> -





	Address Building Park/Name	SF Avail	Rent/SF/Yr Stories	RBA Land	Ceiling Height Drive Ins	Docks Levelators	Crane Sprinkler
	<b>5 Independence Way</b> Princeton Corporate Ctr Independence Way Five Princeton, NJ 08540	39,506 SF	- 4	113,376 SF 8.15 AC	- -	- -	- -
			<b>Parking:</b> Ratio of 4.00/1,000 SF <b>Expenses:</b> 2010 Tax @ \$2.07/sf <b>Utilities:</b> -		<b>Power:</b> - <b>Rail Line:</b> -		
	<b>101 Interchange Plz</b> Cranbury, NJ 08512	27,771 SF	\$24.00/te 3	44,185 SF 4.60 AC	- -	- -	- -
			<b>Parking:</b> 300 free Surface Spaces are available; Ratio of 4.00/1,000 SF <b>Expenses:</b> 2008 Tax @ \$3.90/sf <b>Utilities:</b> Heating		<b>Power:</b> - <b>Rail Line:</b> -		
	<b>104 Interchange Plz</b> Cranbury, NJ 08512	5,503 SF	\$24.50/te 3	47,698 SF 4.18 AC	- -	- -	- -
			<b>Parking:</b> 200 free Surface Spaces are available; Ratio of 4.00/1,000 SF <b>Expenses:</b> 2008 Tax @ \$2.93/sf <b>Utilities:</b> -		<b>Power:</b> - <b>Rail Line:</b> -		
	<b>10 Jefferson Plz</b> Jefferson Plaza Princeton, NJ 08540	9,300 SF	\$15.00-\$17.00/nnn 2	9,300 SF 3 AC	- -	- -	- -
			<b>Parking:</b> - <b>Expenses:</b> - <b>Utilities:</b> -		<b>Power:</b> - <b>Rail Line:</b> -		
	<b>171 Jersey St</b> Bldg 6-7 Bldg 6-7 Trenton, NJ 08611	34,707 SF	\$20.00/te 2	60,398 SF 3.16 AC	- -	- -	- -
			<b>Parking:</b> 523 Surface Spaces are available; Ratio of 8.66/1,000 SF <b>Expenses:</b> 2009 Tax @ \$3.04/sf <b>Utilities:</b> -		<b>Power:</b> - <b>Rail Line:</b> -		






	Address Building Park/Name	SF Avail	Rent/SF/Yr Stories	RBA Land	Ceiling Height Drive Ins	Docks Levelators	Crane Sprinkler
	<b>2465 Kuser Rd</b> Yardville National Bank Hamilton, NJ 08690	11,000 SF	\$23.50/te 3	45,000 SF 9.76 AC	- -	- -	- -
			<b>Parking:</b> 220 Surface Spaces are available; Ratio of 4.89/1,000 SF		<b>Power:</b> -		<b>Rail Line:</b> -
			<b>Expenses:</b> 2008 Tax @ \$8.73/sf				
			<b>Utilities:</b> -				
	<b>1545 Lambertson Rd</b> Marine Terminal Bus Ctr Bldg 1 Trenton, NJ 08611	5,800 SF	\$13.50/nnn 1	24,000 SF -	- -	- -	- -
			<b>Parking:</b> Free Surface Spaces; Ratio of 3.12/1,000 SF		<b>Power:</b> -		<b>Rail Line:</b> -
			<b>Expenses:</b> 2010 Tax @ \$2.37/sf; 2010 Est Ops @ \$1.63/sf				
			<b>Utilities:</b> Heating - Electric				
	<b>989 Lenox Dr</b> Princeton Pike Corp Ctr Princeton Pike One Lawrenceville, NJ 08648	55,409 SF	\$27.50/te 3	112,055 SF 8.65 AC	- -	- -	- -
			<b>Parking:</b> 300 free Surface Spaces are available; Ratio of 4.00/1,000 SF		<b>Power:</b> -		<b>Rail Line:</b> -
			<b>Expenses:</b> 2009 Tax @ \$2.70/sf				
			<b>Utilities:</b> -				
	<b>997 Lenox Dr</b> Princeton Pike Corp Ctr Princeton Pike Three Lawrenceville, NJ 08648	19,118 SF	\$28.50/te 3	97,277 SF 10.41 AC	- -	- -	- -
			<b>Parking:</b> 300 free Surface Spaces are available; Ratio of 4.00/1,000 SF		<b>Power:</b> -		<b>Rail Line:</b> -
			<b>Expenses:</b> 2009 Tax @ \$2.64/sf				
			<b>Utilities:</b> -				
	<b>1009 Lenox Dr</b> Princeton Pike Corp Ctr Princeton Pike Four Lawrenceville, NJ 08648	30,811 SF	\$28.50/te 3	180,460 SF 21.31 AC	- -	- -	- -
			<b>Parking:</b> 300 free Surface Spaces are available; Ratio of 4.00/1,000 SF		<b>Power:</b> -		<b>Rail Line:</b> -
			<b>Expenses:</b> 2009 Tax @ \$2.85/sf				
			<b>Utilities:</b> -				

	Address Building Park/Name	SF Avail	Rent/SF/Yr Stories	RBA Land	Ceiling Height Drive Ins	Docks Levelators	Crane Sprinkler
	<b>2000 Lenox Dr</b> Princeton Pike Corporate Center Princeton Pike Corporate Center 5 Lawrenceville, NJ 08648	22,260 SF	\$31.00/te 3	122,169 SF 29.75 AC	- -	- -	- -
			<b>Parking:</b> 489 free Surface Spaces are available; Ratio of 4.00/1,000 SF		<b>Power:</b> -		<b>Rail Line:</b> -
			<b>Expenses:</b> 2009 Tax @ \$3.04/sf				
			<b>Utilities:</b> -				
	<b>50 Millstone Rd</b> Windsor Corporate Park Bldg 400 East Windsor, NJ 08520	30,756 SF	\$18.00/te 3	58,081 SF 39.34 AC	- -	- -	- -
			<b>Parking:</b> Ratio of 6.00/1,000 SF		<b>Power:</b> -		<b>Rail Line:</b> -
			<b>Expenses:</b> 2008 Tax @ \$16.78/sf				
			<b>Utilities:</b> -				
	<b>50 Millstone Rd</b> Windsor Corporate Park Bldg 300 East Windsor, NJ 08520	42,772 SF	\$22.00/te 2	68,225 SF 39.34 AC	- -	- -	- -
			<b>Parking:</b> 100 free Surface Spaces are available; Ratio of 4.00/1,000 SF		<b>Power:</b> -		<b>Rail Line:</b> -
			<b>Expenses:</b> 2008 Tax @ \$14.28/sf				
			<b>Utilities:</b> -				
	<b>50 Millstone Rd</b> Windsor Corporate Park Bldg 100 East Windsor, NJ 08520	23,300 SF	For Sale Only 3	93,821 SF 39.34 AC	- -	- -	- -
			<b>Parking:</b> 100 Surface Spaces are available; Ratio of 6.00/1,000 SF		<b>Power:</b> -		<b>Rail Line:</b> -
			<b>Expenses:</b> 2008 Tax @ \$10.39/sf				
			<b>Utilities:</b> -				
	<b>50 Millstone Rd</b> Windsor Corporate Park Bldg 200 East Windsor, NJ 08520	35,480 SF	\$20.00-\$25.50/te 2	66,938 SF 44.70 AC	- -	- -	- -
			<b>Parking:</b> 100 Surface Spaces are available; Ratio of 6.00/1,000 SF		<b>Power:</b> -		<b>Rail Line:</b> -
			<b>Expenses:</b> 2008 Tax @ \$14.56/sf				
			<b>Utilities:</b> -				





	Address Building Park/Name	SF Avail	Rent/SF/Yr Stories	RBA Land	Ceiling Height Drive Ins	Docks Levelators	Crane Sprinkler
	<b>5 Nami Ln</b> Hamilton, NJ 08619	27,000 SF	- 1	27,000 SF 3.40 AC	- -	- -	- -
		<b>Parking:</b> 100 Surface Spaces are available <b>Expenses:</b> - <b>Utilities:</b> -			<b>Power:</b> - <b>Rail Line:</b> -		
	<b>44 Nassau St</b> Princeton, NJ 08542	4,905 SF	\$20.00/+util 4	9,800 SF 0.10 AC	- -	- -	- -
		<b>Parking:</b> - <b>Expenses:</b> 2008 Tax @ \$2.97/sf <b>Utilities:</b> -			<b>Power:</b> - <b>Rail Line:</b> -		
	<b>182 Nassau St</b> Gershen Bldg Princeton, NJ 08542	5,485 SF	\$27.00/te 4	26,500 SF -	- -	- -	- -
		<b>Parking:</b> Ratio of 2.00/1,000 SF <b>Expenses:</b> - <b>Utilities:</b> -			<b>Power:</b> - <b>Rail Line:</b> -		
	<b>100 Overlook Ctr</b> Princeton Overlook I Princeton, NJ 08540	26,554 SF	-/fs 4	149,600 SF 20 AC	- -	- -	- -
		<b>Parking:</b> 450 Surface Spaces are available; Ratio of 3.50/1,000 SF <b>Expenses:</b> - <b>Utilities:</b> -			<b>Power:</b> - <b>Rail Line:</b> -		






	Address Building Park/Name	SF Avail	Rent/SF/Yr Stories	RBA Land	Ceiling Height Drive Ins	Docks Levelators	Crane Sprinkler
	<b>934 Parkway Ave</b> Ewing Square Shopping Center Ewing, NJ 08618	12,400 SF	\$13.00/nnn 2	20,000 SF 0.92 AC	- -	- -	- -
			<b>Parking:</b> 71 free Surface Spaces are available; Ratio of 3.55/1,000 SF		<b>Power:</b> -		<b>Rail Line:</b> -
			<b>Expenses:</b> 2008 Tax @ \$1.33/sf				
			<b>Utilities:</b> -				
	<b>1230 Parkway Ave</b> Parkway Corporate Center Ewing, NJ 08628	12,450 SF	- 3	60,000 SF 5.97 AC	- -	- -	- -
			<b>Parking:</b> Ratio of 4.00/1,000 SF		<b>Power:</b> -		<b>Rail Line:</b> -
			<b>Expenses:</b> 2008 Tax @ \$2.50/sf				
			<b>Utilities:</b> -				
	<b>250 Phillips Blvd</b> Princeton Crossrds Crp Cn Princeton Crossroads Ewing, NJ 08618	23,282 SF	\$21.25/te 1	40,740 SF 11.33 AC	- -	- -	- -
			<b>Parking:</b> Ratio of 4.00/1,000 SF		<b>Power:</b> -		<b>Rail Line:</b> -
			<b>Expenses:</b> 2011 Tax @ \$2.43/sf; 2011 Ops @ \$6.70/sf				
			<b>Utilities:</b> -				
	<b>275 Phillips Blvd</b> Princeton Crossrds Crp Cn Ewing, NJ 08618	29,567 SF	\$19.00/+u&ch 1	72,000 SF 10 AC	- -	- -	- -
			<b>Parking:</b> 337 Surface Spaces are available; Ratio of 5.00/1,000 SF		<b>Power:</b> -		<b>Rail Line:</b> -
			<b>Expenses:</b> -				
			<b>Utilities:</b> -				

	Address Building Park/Name	SF Avail	Rent/SF/Yr Stories	RBA Land	Ceiling Height Drive Ins	Docks Levelators	Crane Sprinkler
	<b>300 Phillips Blvd</b> Princeton Crossrds Crp Cn Charles Jones Inc Ewing, NJ 08618	17,400 SF	\$16.00/nnn 1	48,064 SF 9 AC	- -	- -	- -
			<b>Parking:</b> Free Surface Spaces; Ratio of 5.00/1,000 SF <b>Expenses:</b> - <b>Utilities:</b> -		<b>Power:</b> - <b>Rail Line:</b> -		
	<b>7-9 Pleasant Hill Rd</b> Cranbury, NJ 08512	22,980 SF	For Sale Only 2	23,000 SF 3 AC	- -	- -	- -
			<b>Parking:</b> 101 Surface Spaces are available; Ratio of 3.98/1,000 SF <b>Expenses:</b> 2010 Tax @ \$2.09/sf, 2011 Est Tax @ \$2.09/sf; 2010 Ops @ \$2.76/sf, 2011 Est Ops @ \$2.76/sf <b>Utilities:</b> -		<b>Power:</b> - <b>Rail Line:</b> -		
	<b>5 Princess Rd</b> Data Color International Lawrenceville, NJ 08648	28,200 SF	\$9.99/+util 2	72,000 SF 10.81 AC	- -	- -	- -
			<b>Parking:</b> 288 Surface Spaces are available; Ratio of 4.00/1,000 SF <b>Expenses:</b> 2008 Tax @ \$2.23/sf, 2009 Est Tax @ \$2.23/sf; 2009 Est Ops @ \$9.99/sf <b>Utilities:</b> -		<b>Power:</b> - <b>Rail Line:</b> -		
	<b>3120 Princeton Pike</b> Lawrence Executive Center Lawrenceville, NJ 08648	12,093 SF	\$27.50/te 3	36,995 SF 6.17 AC	- -	- -	- -
			<b>Parking:</b> 185 Surface Spaces are available; Ratio of 5.00/1,000 SF <b>Expenses:</b> 2008 Tax @ \$7.14/sf <b>Utilities:</b> -		<b>Power:</b> - <b>Rail Line:</b> -		



	Address Building Park/Name	SF Avail	Rent/SF/Yr Stories	RBA Land	Ceiling Height Drive Ins	Docks Levelators	Crane Sprinkler
	<b>3131 Princeton Pike</b> Princeton Pike Ofc Park Princeton Pike Ofc Pk 3 Lawrenceville, NJ 08648	27,621 SF	-/nnn 2	54,000 SF 5.22 AC	- -	- -	- -
			<b>Parking:</b> Ratio of 4.00/1,000 SF <b>Expenses:</b> 2008 Tax @ \$1.91/sf <b>Utilities:</b> -		<b>Power:</b> - <b>Rail Line:</b> -		
	<b>3131 Princeton Pike</b> Princeton Pike Ofc Park Princeton Pike Ofc Pk 4 Lawrenceville, NJ 08648	18,080 SF	-/nnn 2	54,000 SF 5.22 AC	- -	- -	- -
			<b>Parking:</b> Ratio of 4.00/1,000 SF <b>Expenses:</b> 2008 Tax @ \$1.91/sf <b>Utilities:</b> -		<b>Power:</b> - <b>Rail Line:</b> -		
	<b>3131 Princeton Pike</b> Princeton Pike Ofc Park Princeton Pike Ofc Pk 5 Lawrenceville, NJ 08648	9,400 SF	-/nnn 2	54,000 SF 5.22 AC	- -	- -	- -
			<b>Parking:</b> Ratio of 4.00/1,000 SF <b>Expenses:</b> 2008 Tax @ \$1.91/sf <b>Utilities:</b> -		<b>Power:</b> - <b>Rail Line:</b> -		
	<b>3450 Princeton Pike</b> Gillespie Advertising Lawrenceville, NJ 08648	41,267 SF	- 1	41,267 SF 10 AC	- -	- -	- -
			<b>Parking:</b> 46 free Surface Spaces are available; Ratio of 1.11/1,000 SF <b>Expenses:</b> 2009 Tax @ \$4.68/sf <b>Utilities:</b> -		<b>Power:</b> - <b>Rail Line:</b> -		
	<b>186 Princeton Hightstown Rd</b> Windsor Business Park Bldg 3 West Windsor, NJ 08550	17,137 SF	\$14.00/nnn 2	22,000 SF 8.79 AC	- -	- -	- -
			<b>Parking:</b> 50 Surface Spaces are available; Ratio of 4.00/1,000 SF <b>Expenses:</b> 2008 Tax @ \$4.53/sf; 2010 Ops @ \$9.38/sf <b>Utilities:</b> -		<b>Power:</b> - <b>Rail Line:</b> -		







	Address Building Park/Name	SF Avail	Rent/SF/Yr Stories	RBA Land	Ceiling Height Drive Ins	Docks Levelators	Crane Sprinkler
	<b>259 Prospect Plains Rd</b> Matrix Corporate Campus Bldg F Cranbury, NJ 08512	18,064 SF	For Sale Only 1	18,064 SF 4.50 AC	- -	- -	- -
			<b>Parking:</b> 100 free Surface Spaces are available		<b>Power:</b> -		
			<b>Expenses:</b> 2008 Tax @ \$8.07/sf, 2010 Est Tax @ \$1.75/sf; 2010 Est Ops @ \$5.25/sf		<b>Rail Line:</b> -		
			<b>Utilities:</b> -				
	<b>3444 Quakerbridge Rd</b> Quakerbridge Plaza Bldg 1 Hamilton, NJ 08619	5,750 SF	\$22.00/mg 1	11,880 SF 21.17 AC	- -	- -	- -
			<b>Parking:</b> Ratio of 4.00/1,000 SF		<b>Power:</b> -		
			<b>Expenses:</b> 2008 Tax @ \$75.54/sf		<b>Rail Line:</b> -		
			<b>Utilities:</b> -				
	<b>3500 Quakerbridge Rd</b> Congoleum Corporation Mercerville, NJ 08619	4,222 SF	-/fs 2	55,000 SF 6.34 AC	- -	- -	- -
			<b>Parking:</b> Ratio of 4.00/1,000 SF		<b>Power:</b> -		
			<b>Expenses:</b> -		<b>Rail Line:</b> -		
			<b>Utilities:</b> -				
	<b>3525 Quakerbridge Rd</b> Ibis Plaza Ibis Plaza South Hamilton, NJ 08619	37,523 SF	\$13.75/nnn 1	68,250 SF 8.30 AC	- -	- -	- -
			<b>Parking:</b> Free Surface Spaces		<b>Power:</b> -		
			<b>Expenses:</b> 2011 Tax @ \$2.47/sf, 2010 Est Tax @ \$3.00/sf; 2011 Ops @ \$4.55/sf, 2010 Est Ops @ \$1.55/sf		<b>Rail Line:</b> -		
			<b>Utilities:</b> -				






	Address Building Park/Name	SF Avail	Rent/SF/Yr Stories	RBA Land	Ceiling Height Drive Ins	Docks Levelators	Crane Sprinkler
	<b>3575 Quakerbridge Rd</b> The Neuman Bldg Hamilton, NJ 08619	19,000 SF	\$20.50/+e&c 2	58,000 SF 4.50 AC	- -	- -	- -
			<b>Parking:</b> 239 free Surface Spaces are available; Ratio of 4.12/1,000 SF		<b>Power:</b> -		<b>Rail Line:</b> -
			<b>Expenses:</b> 2008 Tax @ \$3.56/sf				
			<b>Utilities:</b> -				
	<b>3635 Quakerbridge Rd</b> University Office Plaza 1 Hamilton, NJ 08619	48,172 SF	\$14.00/nnn 1	76,688 SF 9.15 AC	- -	- -	- -
			<b>Parking:</b> Free Surface Spaces; Ratio of 5.00/1,000 SF		<b>Power:</b> -		<b>Rail Line:</b> -
			<b>Expenses:</b> 2009 Tax @ \$3.71/sf				
			<b>Utilities:</b> -				
	<b>3705 Quakerbridge Rd</b> University Office Plaza 2 Hamilton, NJ 08619	13,926 SF	\$21.00/te 2	111,596 SF 11.50 AC	- -	- -	- -
			<b>Parking:</b> Free Surface Spaces; Ratio of 5.00/1,000 SF		<b>Power:</b> -		<b>Rail Line:</b> -
			<b>Expenses:</b> 2009 Tax @ \$2.55/sf				
			<b>Utilities:</b> -				
	<b>3836 Quakerbridge Rd</b> Van Nest Office Park Bldg 2 Hamilton, NJ 08619	33,000 SF	\$18.00/nnn 2	33,000 SF -	- -	- -	- -
			<b>Parking:</b> 11 Surface Spaces are available; Ratio of 5.00/1,000 SF		<b>Power:</b> -		<b>Rail Line:</b> -
			<b>Expenses:</b> -				
			<b>Utilities:</b> -				
	<b>3836 Quakerbridge Rd</b> Van Nest Office Park Hamilton, NJ 08619	23,255 SF	\$18.00/nnn 2	33,000 SF -	- -	- -	- -
			<b>Parking:</b> Ratio of 5.00/1,000 SF		<b>Power:</b> -		<b>Rail Line:</b> -
			<b>Expenses:</b> -				
			<b>Utilities:</b> -				






	Address Building Park/Name	SF Avail	Rent/SF/Yr Stories	RBA Land	Ceiling Height Drive Ins	Docks Levelators	Crane Sprinkler
	<b>1 Research Way</b> Princeton, NJ 08540	52,770 SF	\$27.00/+util 1	52,770 SF 5.84 AC	- -	- -	- -
		<b>Parking:</b> Ratio of 3.50/1,000 SF <b>Expenses:</b> 2009 Tax @ \$3.22/sf <b>Utilities:</b> -			<b>Power:</b> - <b>Rail Line:</b> -		
	<b>1249 S River Rd</b> Cranbury Executive Center Cranbury, NJ 08512	20,000 SF	\$22.00/te 3	100,000 SF 10 AC	- -	- -	- -
		<b>Parking:</b> 200 free Surface Spaces are available <b>Expenses:</b> 2008 Tax @ \$1.65/sf, 2011 Est Tax @ \$1.70/sf; 2011 Est Ops @ \$6.00/sf <b>Utilities:</b> -			<b>Power:</b> - <b>Rail Line:</b> -		
	<b>4301 Route 1</b> Princeton Executive Center Monmouth Junction, NJ 08852	19,444 SF	\$22.25/te 3	61,330 SF 25 AC	- -	- -	- -
		<b>Parking:</b> 305 Surface Spaces are available; Ratio of 4.02/1,000 SF <b>Expenses:</b> 2009 Tax @ \$2.50/sf <b>Utilities:</b> -			<b>Power:</b> - <b>Rail Line:</b> -		
	<b>4390 Route 1 N</b> Princeton Corporate Ctr Princeton, NJ 08540	16,000 SF	\$22.00/te 3	60,000 SF 5.01 AC	- -	- -	- -
		<b>Parking:</b> Free Surface Spaces; Ratio of 4.00/1,000 SF <b>Expenses:</b> 2011 Tax @ \$2.08/sf; 2011 Ops @ \$7.92/sf <b>Utilities:</b> -			<b>Power:</b> - <b>Rail Line:</b> -		





	Address Building Park/Name	SF Avail	Rent/SF/Yr Stories	RBA Land	Ceiling Height Drive Ins	Docks Levelators	Crane Sprinkler
	<b>2650 Rt 130</b> Constitution Center Cranbury, NJ 08512	6,000 SF	\$16.50/nnn 2	30,087 SF 5.70 AC	- -	- -	- -
			<b>Parking:</b> 118 Surface Spaces are available; Ratio of 4.06/1,000 SF		<b>Power:</b> -		<b>Rail Line:</b> -
			<b>Expenses:</b> 2010 Tax @ \$2.53/sf, 2011 Est Tax @ \$2.55/sf; 2010 Ops @ \$8.00/sf, 2011 Est Ops @ \$5.45/sf				
			<b>Utilities:</b> -				
	<b>20 Scotch Rd</b> Ewing Corporate Center Ewing, NJ 08618	10,000 SF	\$19.00/nnn 3	30,000 SF -	- -	- -	- -
			<b>Parking:</b> 114 Surface Spaces are available		<b>Power:</b> -		<b>Rail Line:</b> -
			<b>Expenses:</b> -				
			<b>Utilities:</b> -				
	<b>370 Scotch Rd</b> Princeton/I-95 Corporate Center - Bldg 2 Ewing, NJ 08618	127,530 SF	\$21.50/+util 2	127,530 SF 49.84 AC	- -	- -	- -
			<b>Parking:</b> 510 Surface Spaces are available; Ratio of 4.00/1,000 SF		<b>Power:</b> -		<b>Rail Line:</b> -
			<b>Expenses:</b> 2008 Tax @ \$3.17/sf, 2011 Est Tax @ \$3.50/sf; 2011 Est Ops @ \$5.00/sf				
			<b>Utilities:</b> -				
	<b>707 State Rd</b> Princeton Gateway Princeton, NJ 08540	24,537 SF	\$25.50/te 2	38,000 SF 4.08 AC	- -	- -	- -
			<b>Parking:</b> Free Surface Spaces; Ratio of 4.00/1,000 SF		<b>Power:</b> -		<b>Rail Line:</b> -
			<b>Expenses:</b> 2008 Tax @ \$3.60/sf				
			<b>Utilities:</b> -				

	Address Building Park/Name	SF Avail	Rent/SF/Yr Stories	RBA Land	Ceiling Height Drive Ins	Docks Levelators	Crane Sprinkler
	<b>1060 State Rd</b> Princeton, NJ 08540	11,013 SF	-/te 2	58,000 SF 6.53 AC	- -	- -	- -
		<b>Parking:</b> Ratio of 4.00/1,000 SF <b>Expenses:</b> 2009 Ops @ \$9.00/sf <b>Utilities:</b> -			<b>Power:</b> - <b>Rail Line:</b> -		
	<b>50 E State St</b> Capital Center Trenton, NJ 08608	20,675 SF	- 7	305,884 SF 1.95 AC	- -	- -	- -
		<b>Parking:</b> 43 Surface Spaces are available; Ratio of 0.14/1,000 SF <b>Expenses:</b> - <b>Utilities:</b> -			<b>Power:</b> - <b>Rail Line:</b> -		
	<b>28 W State St</b> State Street Square Trenton, NJ 08608	15,865 SF	\$14.00-\$21.50/n 14	105,000 SF 36 AC	- -	- -	- -
		<b>Parking:</b> - <b>Expenses:</b> 2008 Tax @ \$1.65/sf <b>Utilities:</b> -			<b>Power:</b> - <b>Rail Line:</b> -		
	<b>104-114 Straube Center Blvd</b> Straube Center Office Suites Building I Pennington, NJ 08534	8,710 SF	- 2	66,825 SF 0.20 AC	- -	- -	- -
		<b>Parking:</b> - <b>Expenses:</b> 2008 Tax @ \$0.03/sf <b>Utilities:</b> -			<b>Power:</b> - <b>Rail Line:</b> -		

	Address Building Park/Name	SF Avail	Rent/SF/Yr Stories	RBA Land	Ceiling Height Drive Ins	Docks Levelators	Crane Sprinkler
	<b>29 Thanet Cir</b> Princeton, NJ 08540	7,500 SF	-/te 2	48,720 SF 9.25 AC	- -	- -	- -
			<b>Parking:</b> 79 Surface Spaces are available; Ratio of 1.62/1,000 SF		<b>Power:</b> -		<b>Rail Line:</b> -
			<b>Expenses:</b> 2009 Tax @ \$2.20/sf				
			<b>Utilities:</b> -				
	<b>114 Titus Mill Rd</b> Pennington, NJ 08534	9,000 SF	\$17.00/n 2	12,000 SF 4.21 AC	- -	- -	- -
			<b>Parking:</b> 80 free Surface Spaces are available; Ratio of 5.00/1,000 SF		<b>Power:</b> -		<b>Rail Line:</b> -
			<b>Expenses:</b> -				
			<b>Utilities:</b> -				
	<b>1 Union St</b> West Lake Office Building Robbinsville, NJ 08691	10,450 SF	\$16.50/nnn 3	72,000 SF 3.10 AC	- -	- -	- -
			<b>Parking:</b> 241 Surface Spaces are available; Ratio of 3.30/1,000 SF		<b>Power:</b> -		<b>Rail Line:</b> -
			<b>Expenses:</b> 2010 Tax @ \$3.54/sf, 2011 Est Tax @ \$3.54/sf; 2010 Ops @ \$3.80/sf, 2011 Est Ops @ \$3.80/sf				
			<b>Utilities:</b> -				
	<b>300-373 Union St</b> West Lake Office Bldg Robbinsville, NJ 08691	18,229 SF	\$16.50/nnn 3	72,000 SF -	- -	- -	- -
			<b>Parking:</b> 241 Surface Spaces are available; Ratio of 3.31/1,000 SF		<b>Power:</b> -		<b>Rail Line:</b> -
			<b>Expenses:</b> 2004 Est Tax @ \$1.75/sf				
			<b>Utilities:</b> -				

	Address Building Park/Name	SF Avail	Rent/SF/Yr Stories	RBA Land	Ceiling Height Drive Ins	Docks Levelators	Crane Sprinkler
	<b>80 W Upper Ferry Rd</b> Fisk Professional Center Ewing, NJ 08628	13,950 SF	\$12.00/+util 2	29,700 SF 2.40 AC	- -	- -	- -
			<b>Parking:</b> 60 Surface Spaces are available; Ratio of 5.00/1,000 SF				<b>Power:</b> - <b>Rail Line:</b> -
			<b>Expenses:</b> 2010 Tax @ \$1.56/sf; 2010 Ops @ \$1.43/sf				
			<b>Utilities:</b> -				
	<b>3371 Us Highway 1</b> Lawrence Commons Lawrenceville, NJ 08648	18,000 SF	\$20.00/fs 2	43,850 SF 2.05 AC	- -	- -	- -
			<b>Parking:</b> 164 Surface Spaces are available; Ratio of 4.00/1,000 SF				<b>Power:</b> - <b>Rail Line:</b> -
			<b>Expenses:</b> -				
			<b>Utilities:</b> -				
	<b>3759 Us Highway 1</b> Monmouth Junction, NJ 08852	6,627 SF	\$23.00/te 2	25,000 SF 2 AC	- -	- -	- -
			<b>Parking:</b> -				<b>Power:</b> - <b>Rail Line:</b> -
			<b>Expenses:</b> 2009 Tax @ \$2.62/sf				
			<b>Utilities:</b> -				
	<b>4287 US Highway 1</b> Monmouth Junction, NJ 08852	6,748 SF	\$16.25/nnn 2	13,496 SF 15.98 AC	- -	- -	- -
			<b>Parking:</b> 44 free Surface Spaces are available; Ratio of 3.26/1,000 SF				<b>Power:</b> - <b>Rail Line:</b> -
			<b>Expenses:</b> -				
			<b>Utilities:</b> -				
	<b>5 Vaughn Dr</b> Princeton Metro Center Princeton Metro Center I Princeton, NJ 08540	13,690 SF	- 3	98,500 SF 10.21 AC	- -	- -	- -
			<b>Parking:</b> 394 Surface Spaces are available; Ratio of 4.00/1,000 SF				<b>Power:</b> - <b>Rail Line:</b> -
			<b>Expenses:</b> 2008 Tax @ \$3.57/sf				
			<b>Utilities:</b> -				

	Address Building Park/Name	SF Avail	Rent/SF/Yr Stories	RBA Land	Ceiling Height Drive Ins	Docks Levelators	Crane Sprinkler
	<b>100 Village Ave</b> Princeton Forrestal Village Market Hall Food Court Princeton, NJ 08540	4,547 SF	\$25.50/te 3	46,754 SF 44.63 AC	- -	- -	- -
			<b>Parking:</b> Ratio of 4.00/1,000 SF <b>Expenses:</b> 2009 Tax @ \$22.46/sf <b>Utilities:</b> -		<b>Power:</b> - <b>Rail Line:</b> -		
	<b>100 Village Blvd</b> Princeton Forrestal Village Princeton Forrestal Village Princeton, NJ 08540	6,694 SF	\$22.50-\$25.50/te 3	107,593 SF 44.63 AC	- -	- -	- -
			<b>Parking:</b> 300 free Surface Spaces are available; Ratio of 4.00/1,000 SF <b>Expenses:</b> 2009 Tax @ \$9.76/sf <b>Utilities:</b> -		<b>Power:</b> - <b>Rail Line:</b> -		
	<b>116 Village Blvd</b> Princeton Forrestal Village Princeton Forrestal Village Princeton, NJ 08540	47,054 SF	\$25.50 3	95,689 SF 5.09 AC	- -	- -	- -
			<b>Parking:</b> 368 free Surface Spaces are available; Ratio of 4.00/1,000 SF <b>Expenses:</b> 2009 Tax @ \$10.97/sf <b>Utilities:</b> -		<b>Power:</b> - <b>Rail Line:</b> -		
	<b>125-135 Village Blvd</b> Princeton Forrestal Village Princeton Forrestal Village Princeton, NJ 08540	10,255 SF	- 3	58,000 SF 44.63 AC	- -	- -	- -
			<b>Parking:</b> 100 free Surface Spaces are available; Ratio of 4.00/1,000 SF <b>Expenses:</b> - <b>Utilities:</b> -		<b>Power:</b> - <b>Rail Line:</b> -		
	<b>50 Vreeland Dr</b> Montgomery Prof. Center Montgomery Professional Center-Bldg 50 Skillman, NJ 08558	4,000 SF	\$13.00/nnn 1	8,000 SF 5.62 AC	- -	- -	- -
			<b>Parking:</b> Free Surface Spaces <b>Expenses:</b> 2008 Tax @ \$5.07/sf <b>Utilities:</b> -		<b>Power:</b> - <b>Rail Line:</b> -		

	Address Building Park/Name	SF Avail	Rent/SF/Yr Stories	RBA Land	Ceiling Height Drive Ins	Docks Levelators	Crane Sprinkler
	<b>36-42 Washington Rd</b> Washington Square Princeton Junction, NJ 08550	16,931 SF	\$18.00/+util 1	57,000 SF 9.53 AC	- -	- -	- -
			<b>Parking:</b> Free Surface Spaces; Ratio of 4.00/1,000 SF <b>Expenses:</b> 2009 Tax @ \$3.11/sf <b>Utilities:</b> -		<b>Power:</b> - <b>Rail Line:</b> -		
	<b>50 Washington Rd</b> Princeton Junction, NJ 08550	7,100 SF	\$18.00/+util 1	15,969 SF 4.89 AC	- -	- -	- -
			<b>Parking:</b> - <b>Expenses:</b> 2008 Tax @ \$2.69/sf <b>Utilities:</b> -		<b>Power:</b> - <b>Rail Line:</b> -		
	<b>2000 Waterview Dr</b> Mercer Corporate Center Mercer Corporate Center II Hamilton, NJ 08609	60,000 SF	\$28.50/+util 3	60,000 SF 27.76 AC	- -	- -	- -
			<b>Parking:</b> - <b>Expenses:</b> 2008 Tax @ \$2.31/sf <b>Utilities:</b> -		<b>Power:</b> - <b>Rail Line:</b> -		
	<b>104 Windsor Center Dr</b> Windsor Corporate Center Windsor Center Bldg 104 East Windsor, NJ 08520	34,000 SF	\$15.00/nnn 1	67,000 SF 8.13 AC	- -	- -	- -
			<b>Parking:</b> 224 Surface Spaces are available; Ratio of 3.34/1,000 SF <b>Expenses:</b> 2007 Ops @ \$7.09/sf <b>Utilities:</b> -		<b>Power:</b> - <b>Rail Line:</b> -		